

*Adagio, Dance, and
Coda from Play off
Words*

for Orchestra

by Aidan Gold

Transposed Score

Instrumentation

3 Flutes (2nd doubling Alto Flute in G, 3rd doubling Piccolo)

3 Oboes

3 Clarinets in B \flat

3 Bassoons (3rd doubling Contrabassoon)

4 Horns in F

3 Trumpets in C

3 Trombones, each doubling on 1 Crystal Glass (pitches: G5, E \flat 5, D5)

Tuba, doubling on 1 Crystal Glass (pitch: C5)


(the Crystal Glasses should be provided by the Percussionists)

Timpani (4 drums, plus the following Crotales to be placed on the Timpani: C4, C \sharp 4, E \flat 4, F4, G \sharp 4, A \sharp 4, B4, all sounding 2 octaves higher)

4 Percussionists:

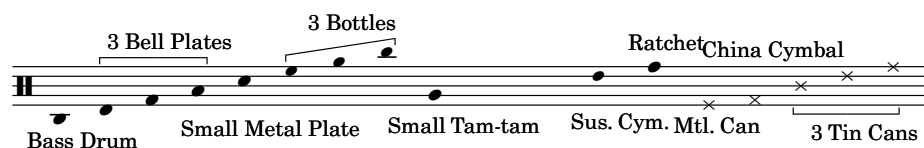
Percussion 1:

- Vibraphone (shared with Perc. 2)
- Tubular Bells
- Finger Cymbals (mounted)
- Triangle
- Guiro
- China Cymbal
- Thundersheet
- 2 Tom-toms (relatively low)
- The largest pair of Crash Cymbals you own
- Snare Drum



Percussion 3:

- Glockenspiel
- Small Metal Plate or Tile (placed on foam, somewhat resonant)
- 3 Glass Bottles (placed on their side on a trap table)
- 3 Tin Cans
- Suspended Cymbal
- Small Tam-tam (10"-20" diameter)
- 3 Bell Plates (suspended, as deep as possible)
- Large Metal Trash Can (suspended upside down and played on the base)
- China Cymbal
- Ratchet
- Bass Drum (shared with Perc. 2)




Percussion 2:

- Castanets (mounted)
- Woodblock (relatively low)
- Bass Drum (shared with Perc. 3)
- 3 Brake Drums
- Slapstick



Percussion 4:

- Tambourine
- Tam-tam (as large as possible)
- Miscellaneous Metal/Glass/Wood/Clay/Garden Wind Chimes
- Slapstick
- Crash Cymbals



Harp

Piano (amplified)

Celesta

Violin I

Violin II

Viola

Cello


Bass- min. 1 or 2 with C string required


Sometimes the performers are asked to sing on a given syllable. The singing is always notated in concert pitch, and may be sung in any octave. Performers may even switch octaves in the middle of a phrase if that is what is most comfortable for them. The singing should always be done confidently enough to be clearly audible in the texture. Every singing line is doubled by an instrument in the orchestra playing so that the singers can find their pitches.


The piano should be amplified to balance with the orchestra throughout the piece. This means that from the opening of the piece to rehearsal G, the piano should be given small amplification. From rehearsal G-rehearsal S, the piano should be amplified significantly so to balance with the percussion and large orchestra. After rehearsal S, the amplification should return to its original level.

Notation All Instruments


Microtones are shown by their standard symbols: \flat = quarter tone flat, \sharp = quarter tone sharp, $\flat\flat$ = 3 quarter tones flat, and $\sharp\sharp$ = 3 quarter tones sharp.

 **Continuation Line.** Always preceded by some kind of figure or text description. Perform this figure or direction for the duration of the line. Depending on the specific directions, this may be continuous repetition of a figure or sporadic interjection of a figure at random points during the line.


 **Very High Note.** Not necessarily the highest possible note, but the highest note that can be reached in the specific musical context. Does not need to be in tune.

 **Glissando rhythm.** When a noteless stem appears in the middle of a glissando, it is simply to show the rhythmic length of the glissando and is not to be rearticulated, unless there is an articulation above the noteless stem (e.g. staccato or accent).

Winds


 **Air Sound.** Blow air through the instrument, producing no pitch. You can freely vary the timbre of the air using embouchure position or key movement, or playing with only part of the instrument.

Percussion

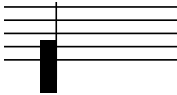
 **(for Toms) play on rim of drum.**

+ **Dead Stroke.**

Piano and Harp

 **Harmonic.** Always notated at played pitch, not at sounding pitch. Sounds 8va. For piano, this is produced by stopping the string with a finger on the nodal point 1/2 the length of the string while playing the note on the keyboard.

 **(for piano) Pluck string with fingernail**

 **Cluster.** For harp, this is produced by striking the palm against the strings in the given register. For piano, this is produced either by striking the keyboard with the palm or striking the palm against the strings in the given register, as specified by text in the specific situation.

Strings

I II III IV **String Indications.** Play the note or passage on the given string (I= highest, IV=lowest)

Adagio, Dance, and Coda from Play off Words

Aidan Gold

Adagio ♩ = 40 **Gradually darkening** ♩ = 60 **accel. poco a poco**.....

Flute 1: blow air through instrument (no pitch) *p* < > *swell freely*

Alto Flute: (played, NOT sung like the other instrumentalists) *p* *mp*

Flute 3: blow air through instrument (no pitch) *p* < > *swell freely*

Oboe 1.2.3: sing in most comfortable octave (syllable: 'ah') *p*

Clarinet in B♭ 1.2.3: sing in most comfortable octave (syllable: 'ah') *p*

Bassoon 1: sing in most comfortable octave (syllable: 'ah') *p* play instrument *p*

Bassoon 2: sing in most comfortable octave (syllable: 'ah') *p* play instrument *pp cresc.* *p*

Contrabassoon: *ppp* *cresc. poco a poco* *p* play instrument open *p*

Horn in F 1.3: sing in most comfortable octave (syllable: 'ah') *p* play instrument *p*

Horn in F 2.4: sing in most comfortable octave (syllable: 'ah') *p* play instrument *p*

Trumpet in C 1.2.3: blow air through instrument (no pitch) *p* < > *swell freely*

Trombone 1 2: blow air through instrument (no pitch) *p* < > *swell freely* *pp* *p*

Trombone 3: blow air through instrument (no pitch) *p* < > *swell freely* *pp cresc.* *p*

Tuba: blow air through instrument (no pitch) *p* < > *swell freely* *ppp cresc.* *p*

Crotales on Timpani: arco freely gliss. timp. ped. *p solo!* *sempre l.v.* To Timp.

Percussion 1 (Vibraphone): *p* *mp*

Percussion 1: Thundersheet *pp* *mf* *pp*

Percussion 2: Bass Drum *ppp* *p*

Percussion 3: Metal Trash Can *ppp* Metal Trash Can *pp* Low Bell Plate *p* Metal Trash Can *p* 3 Bell Plates *mf* Metal Trash Can *mp* 3 Bell Plates *mf*

Percussion 4: Sporadically shake Mixed Wind Chimes Tam-tam *ppp* *mp* *mp*

Harp: strike palm on strings *p* *mf*

Piano: pluck strings *f* strike palm on strings *mf* *f* *mf* *f* *mf* *f*

Celesta: sing in most comfortable octave (syllable: 'ah') *p*

Solo: sing in most comfortable octave (syllable: 'ah') *p* play instrument *fff* with incredible determination *accel. poco a poco* *sim.*

Violin I: sing in most comfortable octave (syllable: 'ah') *p*

gli altri: *p*

Violin II: sing in most comfortable octave (syllable: 'ah') *p*

Viola: sing in most comfortable octave (syllable: 'ah') *p* play instrument *p* *cresc. poco a poco*

Violoncello: sing in most comfortable octave (syllable: 'ah') *p* play instrument *pp cresc.* *p* *cresc. poco a poco*

Double Bass: *ppp* *cresc. poco a poco* *p* *cresc. poco a poco*

accel.....

$\text{♩} = 72$

Fl. 1 $\text{♩} = 72$ p ff pp

A. Fl. To Fl.

Fl. 3 p ff pp

Ob. 1 p ff pp

Ob. 2 ff pp

Ob. 3 mp ff pp

Cl. in Bb 1 p ff pp

Cl. in Bb 2 p ff pp

Cl. in Bb 3 ff pp

Bsn. 1, 2 a^2

Cbsn.

Hn in F 1, 3 mp

2, 4

Tpt in C 1, 2, 3 a^3

Tbn 1, 2 3

Tbn 3

Tba

Timp. mf pp mf pp

Perc. 1 China Cymbal mp mf Thundersheet pp mf

Perc. 2 Bass Drum mf

Perc. 3 Metal Trash Can mp 3 Bell Plates mf Metal Trash Can mf

Perc. 4 Tam-tam mf

Hp $8ba...$ ff $8ba...$ $8ba...$

Pno $8ba...$ f $8ba...$ ff $8ba...$

Solo $\text{♩} = 72$ pp $cresc. poco a poco$ f $tutti$

Vln I pp $cresc. poco a poco$ mf f

gli altri pp $cresc. poco a poco$ mf f

Vln II pp $cresc. poco a poco$ mf f

Vla mf

Ve. mf

D. B. mf

play instrument

grad. add players one by one until m. 20

grad. add players one by one until reh. 20

D a tempo

Fl. 1 *fff* 3 3 3 3 *tr*

Fl. 2 *fff* 11 11 *tr*

Picc. *fff* 3 3 3 3 *tr* To Fl.

Ob. 1 *fff* 5 5 *tr* *f* 9 *tr*

Ob. 2 *fff* 9 *f* 7 *tr*

Ob. 3 *fff* *f* 3 3 *tr*

Cl. in B \flat 1 *fff* 11 *f* 9 *tr*

Cl. in B \flat 2 *fff* 5 5 *f* *tr*

Cl. in B \flat 3 *fff* 9 *f* 7 *tr*

Bsn. 1.2 *fff dim.* *pp* To Bsn.

Cbsn. *fff dim.* *pp*

Hn in F 1.3 2.4 *fff*

Tpt in C 1.2.3 *fff*

Tbn 1 2 *fff*

Tbn 3 *fff*

Tba. *fff*

Timp. *fff dim.* *mf* *mf* *p* *ppp*

P.1 (Tub. Bells) *fff* *ff* *p* *f* *pp*

Perc. 2 Bass Drum *fff* *p* *sfz* *pp*

Perc. 3 Suspended Cymbal China Cymbal *fff* *p* *ff* *sfz* *ff*

Perc. 4 Tam-tam *fff* *pp* *ff* *p*

Pno. *fff dim.* *pp*

Vln I *fff* *f* *8va...*

Vln II *fff*

Vla. *fff*

Vc. *fff dim.* *pp*

D. B. *fff dim.* *pp*

55

Fl. 1

Fl. 2

Fl. 3

Ob. 2,3

Cl. in Bb 1

Cl. in Bb 2,3

Hn in F 3

Tpt in C 1

Perc. 1

Perc. 2

Perc. 3

Perc. 4

Cel.

Vln I

Vln II

Vla

Guiro

Wood Block Castanets

3 Tin Cans 3 Bottles

Glock.

3 Tin Cans 3 Bottles

Glock.

Small Metal Plate

3 Tin Cans Glock. 3 Bottles

Tambourine

stopped

pp *mp* *pp* *sfz* *p* *pp* *p* *pp* *p* *pp*

63

Fl. 1

Fl. 2

Picc.

Ob. 1

Ob. 2,3

Cl. in Bb 1

Cl. in Bb 2,3

Bsn 1, 2,3

Hn in F 1,2,3,4

Tpt in C 1

Perc. 1

Perc. 2

Perc. 3

Perc. 4

Hp

Cel.

Vln I

Vln II

Vla

Picc. *pp solo*

pp solo

pp solo

pp

pp

stopped

pp

pp *mp* *pp* *3*

Finger Cymbal

Castanets Wood Block

3 Tin Cans Small Tam-tam scrape w/tri beater

Small Metal Plate

3 Tin Cans 3 Bottles

Tambourine

pp *mf* *pp* *3*

pp *sfz*

pp *mp* *pp* *3* *mp*

sul pont. arco

pp

pizz.

pp

sul pont. arco

pp

pizz.

pp

sul pont. arco

pp

pizz.

pp

70 **G** **Allegro furioso** ♩ = 132

Fl. 1 *ff* maniacal, driving

Fl. 2,3 *ff* maniacal, driving

Ob. 1 *ff* maniacal, driving

Ob. 2,3 *ff* maniacal, driving

Cl. in B♭ 1,3 *ff* maniacal, driving

Cl. in B♭ 2 *ff* maniacal, driving

Bsn 1,2 *f* driving

Cbsn *f* driving

Hn in F 1,2,3,4 *f* stopped

Tpt in C 1 *p* *f* *pp* flz. straight mute

Tpt in C 2 *p* *f* *pp* flz. straight mute

Tpt in C 3 *p* *f* *pp* straight mute

Tbn 1,2 *ff* brassy, snarling

Tbn 3 *ff* brassy, snarling

Tbn 4 *f* driving

Tba *f* driving

Timp. *f* driving *ff* *f* *ff* *f* *ff* *f* *ff* *f*

Perc. 1 *ff* *mf* *ff* *mf* *ff* *mf* *ff* *mf* *p* still driving

Perc. 2 *ff* Bass Drum hard beaters High Brake Drum *f*

Perc. 3 Ratchet *ff*

Perc. 4 *ff* Tam-tam scrape w/tri beater Slapstick *ff* Crash Cymbals *f*

Pno significantly amplified (balance with percussion) *fff* aggressively driving **Allegro furioso** ♩ = 132 arco molto sul pont.

Vln I *fff* *gliss.* *arco molto sul pont.* *gliss.* *gliss.* *gliss.* *gliss.* *gliss.*

Vln II *fff* *gliss.* *gliss.* *gliss.* *gliss.* *gliss.* *gliss.* *gliss.*

Vla *fff* *gliss.* *gliss.* *gliss.* *gliss.* *gliss.* *gliss.* *gliss.*

Vc. *fff* *fff* *fff*

D.B. *fff* *fff* *fff*

76

Fl. 1

Fl. 2

Picc.

Ob. 1

Ob. 2,3

Cl. in B \flat 1

Cl. in B \flat 2

Cl. in B \flat 3

Bsn. 1,2

Cbsn.

Hn in F 1,3

Hn in F 2,4

Tpt in C 1

Tpt in C 2,3

Tbn 1,2

Tbn 3

Tba.

Timp.

Perc. 1

Perc. 2

Perc. 3

Perc. 4

Pno.

Vc.

D. B.

ff

ffz

f

pp

open

rip to as high as possible

a²

open

a²

ff

f

p

ff

f

p

ff

ff

ff

f

p

w/mallets

p

Slapstick

I

Fl. 1.2 *ff*

Ob. 1.2 *fff* *f* *fff*

Ob. 3 *fff* *f* *fff*

Cl. in Bb 1 *ff* *mf* *pp*

Cl. in Bb 2.3 *ff* *mf* *pp*

Bsn 1.2 *f* *ff* *p*

Cbsn *f* *ff* *p*

Hn in F 1.2 *stopped* *fff* *f* *fff*

Hn in F 3.4 *stopped* *fff* *f* *fff*

Tpt in C 1 *ff* *open* *ff*

Tpt in C 2.3 *ff* *a 2 open* *ff*

Tbn 1.2 *ff* *ff* *p*

Tbn 3 *ff* *ff* *p*

Tba *ff* *ff* *p*

Timp. *f* *ff* *f*

Perc. 1 2 Tom-toms *p* *p*

Perc. 3 China Cymbal *p* *f* *p* *f* dampen!

Perc. 4 Crash Cymbals *f* Tam-tam *f*

Pno

Vln I *ff* *pp*

Vln II *ff* *pp*

Vla *ff*

Vc. *arco* *ff* *ff* *p*

D. B. *arco* *ff* *ff* *p*

95

Fl. 1 *mf* *ff*

Fl. 2 *mf* *ff*

Fl. 3 *mf* To Picc. Picc. *ff*

Ob. 1 *ff*

Ob. 2.3 *ff*

Cl. in Bb 1 *ff*

Cl. in Bb 2.3 *ff*

Bsn 1.2 *ff* ^{a2}

Cbsn *ff*

Hn in F 1.2 *ff* open

Hn in F 3.4 *ff* open

Tpt in C 1 *ff*

Tpt in C 2.3 *ff*

Tbn 1.2 *ff* ^{a3}

Tbn 3 *ff*

Tba *ff*

Timp. *ff*

Perc. 1 Triangle *pp* 2 Tom-toms *mf*

Perc. 2 Castanets *pp* High Brake Drum *ff*

Perc. 3 3 Bottles *pp*

Perc. 4 dampen! Crash Cymbals *ff*

Hp *mf*

Pno

Cel. *mf*

Vln I *ff* ^J

Vln II *ff*

Vla. *mf* div. pizz. unis. arco *ff*

Ve. *ff*

D. B. *ff*

103 **K** *rit.*

Fl. 1.2 *fff dim.* *f* *mp*

Picc. *fff dim.* *f*

Ob. 1 *fff dim.* *f* *mp*

Ob. 2 *fff dim.* *mf*

Ob. 3 *fff* *mf*

Cl. in B♭ 1 *fff dim.* *f* *mp*

Cl. in B♭ 2.3 *fff* *f* *mp*

Bsn 1.2 *fff dim.* *mf* *pp*

Cbsn *fff dim.* *mf* *pp*

Hn in F 1.2.3.4 *fff* *fff dim.* *mf* *pp* *pp cresc.*

Tpt in C 1.2 *fff* *fff dim.* *mf*

Tpt in C 3 *fff* *sf* *mp* *p* *straight mute*

Tbn 1.2 *fff*

Tbn 3 *fff*

Tba *fff dim.* *mf* *pp*

Timp. *fff dim.* *pp* *pp cresc.*

Perc. 1 *Thundersheet* *p*

Perc. 2 *Bass Drum w/large wood mallets muffled* *fff* *pp*

Perc. 4 *Tam-tam* *fff*

Pno

Vln I *fff dim.* *f* *ff* *mp* *rit.*

Vln II *fff dim.* *f* *ff* *mp*

Vla *fff dim.* *f* *ff* *mp*

Vc. *fff dim.* *mf* *pp*

D. B. *fff dim.* *mf* *pp*

L With Tragic Grandeur ♩ = 66

M

rit.....

Fl. 1.2 *flamentoso* sing in most comfortable octave (syllable: 'ah') *ff*

Picc. *flamentoso* sing in most comfortable octave (syllable: 'ah') *ff*

Ob. 1.2.3 *flamentoso* *a*₃ sing in most comfortable octave (syllable: 'ah') *ff*

Cl. in B♭ 1.2.3 *flamentoso* *a*₃ sing in most comfortable octave (syllable: 'ah') *ff*

Bsn 1.2 *flamentoso* *a*₂ sing in most comfortable octave (syllable: 'ah') *ff*

Cbsn *flamentoso* sing in most comfortable octave (syllable: 'ah') *ff*

Hn in F 1.2.3.4 *flamentoso* *a*₄ sing in most comfortable octave (syllable: 'ah') *ff* play instrument stopped *f* open *p*

Tpt in C 1.2.3 *flamentoso* *a*₃ sing in most comfortable octave (syllable: 'ah') *ff*

Tbn 1.2 *flamentoso* *a*₃ sing in most comfortable octave (syllable: 'ah') *ff*

Tbn 3 *flamentoso* *a*₃ sing in most comfortable octave (syllable: 'ah') *ff* 1.2. *a*₂

Tba *flamentoso* sing in most comfortable octave (syllable: 'ah') *ff*

Timp. *fp* *cresc.* *mf* *p*

P.1 (Tub. Bells) *f* *p*

Bass Drum (soft beaters) unmuffled *p*

Perc. 2 *p*

Perc. 3 3 Bell Plates *p cresc.* *f* w/mallet *mf*

Perc. 4 Tam-tam w/mallet *p* *mf* *pp*

Hp *flamentoso* sing in most comfortable octave (syllable: 'ah') *ff*

Pno *flamentoso* sing in most comfortable octave (syllable: 'ah') *ff*

Cel. *flamentoso* sing in most comfortable octave (syllable: 'ah') *ff*

L With Tragic Grandeur ♩ = 66

Vln I play AND sing your part- play in written octave, sing in most comfortable octave on syllable 'ah' *ff* *rit.....*

Vln II play AND sing your part- play in written octave, sing in most comfortable octave on syllable 'ah' *ff*

Vla *flamentoso* play AND sing your part- play in written octave, sing in most comfortable octave on syllable 'ah' *ff*

Vc. *flamentoso* play AND sing your part- play in written octave, sing in most comfortable octave on syllable 'ah' div. *ff*

D. B. *flamentoso* *ff*

Allegro furioso ♩ = c. 132-138

Fl. 1.2 *ff* maniacal laughter freely, not together with other players play instrument

Picc. *ff* maniacal laughter freely, not together with other players play instrument

Ob. 1.2.3 *ff* maniacal laughter freely, not together with other players play instrument

Cl. in Bb 1.2.3 *ff* maniacal laughter freely, not together with other players play instrument

Bsn 1.2

Chsn

Hn in F 1.2 *ff dim.* *p* *ff* maniacal laughter freely, not together with other players stopped *mf* *ff*

Hn in F 3.4 *ff dim.* *p* *ff* maniacal laughter freely, not together with other players stopped *mf* *ff*

Tpt in C 1.2.3 *ff* maniacal laughter freely, not together with other players play instrument *mf* *ff*

Tbn 1.2

Tbn 3 *ff*

Tba

Timp. *ff*

Perc. 1 2 Tom-toms *ff* *f* *ff* *f* *ff* *f* *ff* *f*

Perc. 2 Bass Drum *ff* Slapstick *ff*

Perc. 3 Ratchet *ff*

Perc. 4 Tam-tam *ff* scrape w/tri beater *ff*

Hp

Pno *ff*

Cel.

Allegro furioso ♩ = c. 132-138

Vln I *ff dim.* *p* (cross strings freely) molto sul pont. *ff* *gliss.*

Vln II stop singing *ff dim.* *p* (cross strings freely) molto sul pont. *ff* *gliss.*

Vla stop singing *ff dim.* *p* (cross strings freely) molto sul pont. *ff* *gliss.*

Vc. *ff dim.* *p* *ff*

D. B. *fff* *fff* *fff*

123

Fl. 1. 2 *ff*

Picc. *fff*

Ob. 1. 2. 3 *ff*

Cl. in Bb 1. 2. 3 *ff*

Bsn 1. 2 *fff*
a 2 play instrument

Chsn *fff*
play instrument

Hn in F 1. 2 *ff*
open

Hn in F 3. 4 *ff*
open

Tpt in C 1. 2 *ff*
ord.

Tpt in C 3 *ff*
ord.

Tbn 1. 2 *ff*
a 2 play instrument
ff brassy

Tbn 3 *ff*
ff brassy

Tbn 4 *ff*
play instrument

Timp.

Perc. 1 *f*
2 Tom-toms
f sempre

Perc. 2 *ff*
High Brake Drum

Perc. 3 *p* China Cymbal *ff*

Perc. 4 *ff*
Crash Cymbals

Pno *fff* poss. maniacal!
amplified enough to be clearly audible!
(on keyboard)
g^{ea}

Vln I *ord.*

Vln II *ord.*

Vla *ord.*

Vc. *arco*
fff

D. B. *arco*
fff

This musical score is for the piece "Adagio, Dance, and Coda from Play off Words". It is a full orchestral score with the following instruments and parts:

- Flutes:** Fl. 1, Fl. 2
- Woodwinds:** Piccolo (Picc.), Oboe 1 & 2 (Ob. 1.2.3), Clarinet in Bb 1 (Cl. in Bb 1), Clarinet in Bb 2 & 3 (Cl. in Bb 2.3), Bassoon 1 & 2 (Bsn. 1.2), Contrabassoon (Cbsn.), Horn in F 1 & 2 (Hn in F 1.2), Horn in F 3 & 4 (Hn in F 3.4), Trumpet in C 1 & 2 (Tpt in C 1.2), Trumpet in C 3 (Tpt in C 3), Trombone 1 (Tbn 1), Trombone 2 (Tbn 2), Trombone 3 (Tbn 3), Tuba (Tba).
- Brass:** Trombone 1, 2, 3, Tuba.
- Percussion:** Tom-toms (2), High Brake Drum, 3 Brake Drums, Suspended Cymbal, Crash Cymbals.
- Strings:** Violin I (Vln I), Violin II (Vln II), Viola (Via), Violoncello (Vc), Double Bass (D. B.).
- Piano:** Pno.

The score is written in 3/4 time and consists of 129 measures. It features complex rhythmic patterns, including triplets and sixteenth-note runs. The dynamic range is wide, from *pp* to *fff*. The score includes performance instructions such as "a random extremely high and shrieking note" and "fff poss.". There are also markings for "rit" (ritardando) and "ff" (fortissimo). The score is divided into sections by a dashed line, with a circled 'O' marking the beginning of the Coda section.

This page contains the musical score for the Adagio, Dance, and Coda sections of the piece 'Play off Words'. The score is arranged in a standard orchestral format with multiple staves for each instrument family.

Woodwinds: Flutes 1 & 2, Piccolo, Oboes 1, 2, & 3, Clarinets in Bb 1 & 2, Clarinet in Bb 3, Bassoon 1 & 2, Horns in F 1 & 2, Horns in F 3 & 4, Trumpets in C 1, 2, & 3, and Trombones 1, 2, & 3.

Brass: Trumpets in C 1, 2, & 3, Trombones 1, 2, & 3, and Trombone 4.

Strings: Violins I & II, Viola, Violoncello (Vc.), and Double Bass (D.B.).

Percussion: Timpani (Timp.), 2 Tom-toms, 3 Brake Drums, Bass Drum, and Crash Cymbals.

Piano (Pno): Grand piano part.

Key Performance Indicators and Annotations:

- Flutes 1 & 2, Piccolo, Oboes 1, 2, & 3, Clarinets in Bb 1 & 2, and Clarinet in Bb 3: *fff* dynamics; include a 'P' dynamic marking and the instruction 'a random extremely high and shrieking note'.
- Bassoon 1 & 2: *ff* dynamics; include an 'a2' marking.
- Horn in F 1 & 2, Horn in F 3 & 4: *fff* dynamics; include an 'a2' marking and the instruction 'rip to as high as possible'.
- Trumpets in C 1, 2, & 3: *fff soli* and *p* dynamics.
- Trombones 1, 2, & 3: *ff* dynamics; include a 'gliss.' marking.
- Trombone 4: *ff* dynamics.
- Timpani: *ff* dynamics.
- 2 Tom-toms: *fff* and *f* dynamics.
- 3 Brake Drums: *ff* dynamics.
- Bass Drum: *ff* dynamics.
- Violins I & II, Viola, Violoncello, and Double Bass: *ff* dynamics.

This musical score page, numbered 22, is titled "Adagio, Dance, and Coda from Play off Words". It features a comprehensive orchestral arrangement with the following instruments and parts:

- Flutes:** Fl. 1 and Fl. 2. Fl. 1 includes a first ending bracket labeled "141" and a "Q" (quasi) marking.
- Picc.** Piccolo flute part.
- Oboes:** Ob. 1 and Ob. 2,3.
- Clarinets:** Cl. in Bb 1,2 and Cl. in Bb 3.
- Bassoons:** Bsn 1,2 and Cbsn (Contrabassoon).
- Horns:** Hn in F 1,3 and Hn in F 2,4.
- Trumpets:** Tpt in C 1,2 and Tpt in C 3.
- Trombones:** Tbn 1,2 and Tbn 3.
- Tuba:** Tba.
- Timpani:** Timp.
- Percussion:** Perc. 1 (2 Tom-toms), Perc. 2 (High Brake Drum), Perc. 3 (Bass Drum), and Perc. 4 (Crash Cymbals). Perc. 3 includes the instruction "hard beaters muffled".
- Piano:** Pno.
- Violins:** Vln I and Vln II.
- Viola:** Vla.
- Violoncello:** Vc.
- Double Bass:** D. B.

The score is written in 4/4 time and includes various dynamic markings such as *ff* (fortissimo), *f* (forte), *p* (piano), and *p cresc.* (piano crescendo). It also features articulation like accents (>) and slurs, as well as performance instructions like "bells up!" and "hard beaters muffled". The bottom of the page shows a first ending bracket for the strings, marked with "141" and "Q".

145

Fl. 1 *fff*

Fl. 2 *fff*

Picc. *fff*

Ob. 1 *mp cresc.*

Ob. 2 *mp cresc.*

Ob. 3 *mp cresc.*

Cl. in Bb 1 *fff*

Cl. in Bb 2.3 *mf cresc.*

Bsn 1.2 *ff*

Cbsn *ff*

Hn in F 1.2 *f cresc.*

Hn in F 3.4 *mf cresc.*

Tpt in C 1 *fff*

Tpt in C 2.3 *f*

Tbn 1.2 *mp cresc.*

Tbn 3 *fff*

Tbn 3 *ff*

Tba *ff*

Timp. *fff*

Perc. 1 *mf cresc.*

Perc. 2 *p cresc.*

Perc. 3 *unmuffled*

Perc. 4 *Crash Cymbals*

Pno *8va*

Vln I *fff*

Vln II *fff*

Vla *fff*

Ve. *ff*

D. B. *ff*

(cross strings freely) *molto sul pont.*

ord. *fff cresc.*

ord. *fff cresc.*

ord. *fff cresc.*

ord. *fff cresc.*

Adagio, Dance, and Coda from Play off Words

S Desolate $\text{♩} = 76$

162

Fl. 1 2

Picc.

Ob. 1 2

Ob. 3

Cl. in Bb 1 2

Cl. in Bb 3

Bsn 1

Bsn 2

Cbsn

Hn in F 1 2

Hn in F 3 4

Tpt in C 1 2

Tpt in C 3

Tbn 1 2

Tbn 3

Tba

Timp.

Perc. 1

Perc. 2

Perc. 3

Perc. 4

Vln I

Vln II

Vla

Vc.

D. B.

cresc.

fff poss.

the highest, most piercing sound you can possibly produce

dampen!

(tune 2 drums to D)

the largest pair of crash cymbals you have

Bass Drum

Suspended Cymbal

China Cymbal

Tam-tam

gliss.

1. 2. 3. 4. 5. 6. 7. 8. 9. 10. 11. 12. 13. 14. 15. 16. 17. 18. 19. 20. 21. 22. 23. 24. 25. 26. 27. 28. 29. 30. 31. 32. 33. 34. 35. 36. 37. 38. 39. 40. 41. 42. 43. 44. 45. 46. 47. 48. 49. 50. 51. 52. 53. 54. 55. 56. 57. 58. 59. 60. 61. 62. 63. 64. 65. 66. 67. 68. 69. 70. 71. 72. 73. 74. 75. 76. 77. 78. 79. 80. 81. 82. 83. 84. 85. 86. 87. 88. 89. 90. 91. 92. 93. 94. 95. 96. 97. 98. 99. 100. 101. 102. 103. 104. 105. 106. 107. 108. 109. 110. 111. 112. 113. 114. 115. 116. 117. 118. 119. 120. 121. 122. 123. 124. 125. 126. 127. 128. 129. 130. 131. 132. 133. 134. 135. 136. 137. 138. 139. 140. 141. 142. 143. 144. 145. 146. 147. 148. 149. 150. 151. 152. 153. 154. 155. 156. 157. 158. 159. 160. 161. 162. 163. 164. 165. 166. 167. 168. 169. 170. 171. 172. 173. 174. 175. 176. 177. 178. 179. 180. 181. 182. 183. 184. 185. 186. 187. 188. 189. 190. 191. 192. 193. 194. 195. 196. 197. 198. 199. 200. 201. 202. 203. 204. 205. 206. 207. 208. 209. 210. 211. 212. 213. 214. 215. 216. 217. 218. 219. 220. 221. 222. 223. 224. 225. 226. 227. 228. 229. 230. 231. 232. 233. 234. 235. 236. 237. 238. 239. 240. 241. 242. 243. 244. 245. 246. 247. 248. 249. 250. 251. 252. 253. 254. 255. 256. 257. 258. 259. 260. 261. 262. 263. 264. 265. 266. 267. 268. 269. 270. 271. 272. 273. 274. 275. 276. 277. 278. 279. 280. 281. 282. 283. 284. 285. 286. 287. 288. 289. 290. 291. 292. 293. 294. 295. 296. 297. 298. 299. 300. 301. 302. 303. 304. 305. 306. 307. 308. 309. 310. 311. 312. 313. 314. 315. 316. 317. 318. 319. 320. 321. 322. 323. 324. 325. 326. 327. 328. 329. 330. 331. 332. 333. 334. 335. 336. 337. 338. 339. 340. 341. 342. 343. 344. 345. 346. 347. 348. 349. 350. 351. 352. 353. 354. 355. 356. 357. 358. 359. 360. 361. 362. 363. 364. 365. 366. 367. 368. 369. 370. 371. 372. 373. 374. 375. 376. 377. 378. 379. 380. 381. 382. 383. 384. 385. 386. 387. 388. 389. 390. 391. 392. 393. 394. 395. 396. 397. 398. 399. 400. 401. 402. 403. 404. 405. 406. 407. 408. 409. 410. 411. 412. 413. 414. 415. 416. 417. 418. 419. 420. 421. 422. 423. 424. 425. 426. 427. 428. 429. 430. 431. 432. 433. 434. 435. 436. 437. 438. 439. 440. 441. 442. 443. 444. 445. 446. 447. 448. 449. 450. 451. 452. 453. 454. 455. 456. 457. 458. 459. 460. 461. 462. 463. 464. 465. 466. 467. 468. 469. 470. 471. 472. 473. 474. 475. 476. 477. 478. 479. 480. 481. 482. 483. 484. 485. 486. 487. 488. 489. 490. 491. 492. 493. 494. 495. 496. 497. 498. 499. 500. 501. 502. 503. 504. 505. 506. 507. 508. 509. 510. 511. 512. 513. 514. 515. 516. 517. 518. 519. 520. 521. 522. 523. 524. 525. 526. 527. 528. 529. 530. 531. 532. 533. 534. 535. 536. 537. 538. 539. 540. 541. 542. 543. 544. 545. 546. 547. 548. 549. 550. 551. 552. 553. 554. 555. 556. 557. 558. 559. 560. 561. 562. 563. 564. 565. 566. 567. 568. 569. 570. 571. 572. 573. 574. 575. 576. 577. 578. 579. 580. 581. 582. 583. 584. 585. 586. 587. 588. 589. 590. 591. 592. 593. 594. 595. 596. 597. 598. 599. 600. 601. 602. 603. 604. 605. 606. 607. 608. 609. 610. 611. 612. 613. 614. 615. 616. 617. 618. 619. 620. 621. 622. 623. 624. 625. 626. 627. 628. 629. 630. 631. 632. 633. 634. 635. 636. 637. 638. 639. 640. 641. 642. 643. 644. 645. 646. 647. 648. 649. 650. 651. 652. 653. 654. 655. 656. 657. 658. 659. 660. 661. 662. 663. 664. 665. 666. 667. 668. 669. 670. 671. 672. 673. 674. 675. 676. 677. 678. 679. 680. 681. 682. 683. 684. 685. 686. 687. 688. 689. 690. 691. 692. 693. 694. 695. 696. 697. 698. 699. 700. 701. 702. 703. 704. 705. 706. 707. 708. 709. 710. 711. 712. 713. 714. 715. 716. 717. 718. 719. 720. 721. 722. 723. 724. 725. 726. 727. 728. 729. 730. 731. 732. 733. 734. 735. 736. 737. 738. 739. 740. 741. 742. 743. 744. 745. 746. 747. 748. 749. 750. 751. 752. 753. 754. 755. 756. 757. 758. 759. 760. 761. 762. 763. 764. 765. 766. 767. 768. 769. 770. 771. 772. 773. 774. 775. 776. 777. 778. 779. 780. 781. 782. 783. 784. 785. 786. 787. 788. 789. 790. 791. 792. 793. 794. 795. 796. 797. 798. 799. 800. 801. 802. 803. 804. 805. 806. 807. 808. 809. 810. 811. 812. 813. 814. 815. 816. 817. 818. 819. 820. 821. 822. 823. 824. 825. 826. 827. 828. 829. 830. 831. 832. 833. 834. 835. 836. 837. 838. 839. 840. 841. 842. 843. 844. 845. 846. 847. 848. 849. 850. 851. 852. 853. 854. 855. 856. 857. 858. 859. 860. 861. 862. 863. 864. 865. 866. 867. 868. 869. 870. 871. 872. 873. 874. 875. 876. 877. 878. 879. 880. 881. 882. 883. 884. 885. 886. 887. 888. 889. 890. 891. 892. 893. 894. 895. 896. 897. 898. 899. 900. 901. 902. 903. 904. 905. 906. 907. 908. 909. 910. 911. 912. 913. 914. 915. 916. 917. 918. 919. 920. 921. 922. 923. 924. 925. 926. 927. 928. 929. 930. 931. 932. 933. 934. 935. 936. 937. 938. 939. 940. 941. 942. 943. 944. 945. 946. 947. 948. 949. 950. 951. 952. 953. 954. 955. 956. 957. 958. 959. 960. 961. 962. 963. 964. 965. 966. 967. 968. 969. 970. 971. 972. 973. 974. 975. 976. 977. 978. 979. 980. 981. 982. 983. 984. 985. 986. 987. 988. 989. 990. 991. 992. 993. 994. 995. 996. 997. 998. 999. 1000.

184

U

breathy; 1/2 air

rit.....a tempo

Fl. 1

mf

ppp

A. Fl.

breathy; 1/2 air

mf

pp

p

ppp

Fl. 3

breathy; 1/2 air

mf

ppp

Cl. in Bb 1

breathy

mf

ppp

Tpt in C 1

harmon mute

ppp

C.G. (G5)

Rub finger around rim of glass to produce pitch.
The wetter the glass and finger, the easier it is to produce the pitch.

p

C.G. (Eb5)

Rub finger around rim of glass to produce pitch.
The wetter the glass and finger, the easier it is to produce the pitch.

p

C.G. (D5)

Rub finger around rim of glass to produce pitch.
The wetter the glass and finger, the easier it is to produce the pitch.

p

C.G. (C5)

Rub finger around rim of glass to produce pitch.
The wetter the glass and finger, the easier it is to produce the pitch.

p

Crot. on Timp.

(freely gliss. timp. ped.) dampen!

Perc. 1

Snare Drum (honey dipper)

ppp

Thundersheet

pp

Vibraphone motor on

pp

Perc. 2

Bass Drum

ppp

pp

pp

muffled

ppp solo

Perc. 3

Suspended Cymbal cym. cries w/stick

ppp

Low Bell Plate

pp

pp

pp

Perc. 4

Tam-tam

pp

ppp

p

pp

Hp

pp

p

Pno

octave harmonic: play the written pitch, touch string to sound 8va

mf

rit.....a tempo

Vln I

1/2 of section

gliss.

ppp

U

div. 3

p

Vln II

div. 4

p

Vla

div. 4 con sord.

ppp

mf

div. 3

ppp

p

Vc.

4 solo cellos con sord.

ppp

mf

tutti div. con sord.

ppp

p

D.B.

players w/o C string tacet

softer than bass drum!

pizz.

pppp